

PathHunter[®] eXpress GPR18 CHO-K1 β -Arrestin Orphan GPCR Assay

Catalog Number: 93-0560E2A

Lot Number: 09/08/09SG

Contents: 1.25 x 10⁶ cells per vial in 0.1 mL

Background

PathHunter eXpress β -Arrestin Orphan GPCR cells are engineered to co-express the ProLink[™] (PK) tagged GPCR and the Enzyme Acceptor (EA) tagged β -Arrestin. Activation of the GPCR-PK induces β -Arrestin-EA recruitment, forcing complementation of the two β -galactosidase enzyme fragments (EA and PK). The resulting functional enzyme hydrolyzes substrate to generate a chemiluminescent signal. These cells have been modified to prevent long term propagation and expansion using a proprietary compound that has no apparent effect on assay performance.

Product Information

Target GPCR: GPR18

Description: G-protein coupled receptor 18

Receptor Family: Class A Orphan

β -Arrestin Isoform: β -Arrestin-2

Accession Number: NM_005292

ProLink[™] Tag: PK1

GPCR Species: Human

Cell Type: CHO-K1

Storage: Short term (<24 h): Store at -80°C; Long term (>24 h): Store in vapor phase of liquid nitrogen.

Cell Plating Reagent: AssayComplete[™] Cell Plating 1 Reagent

Functional Performance

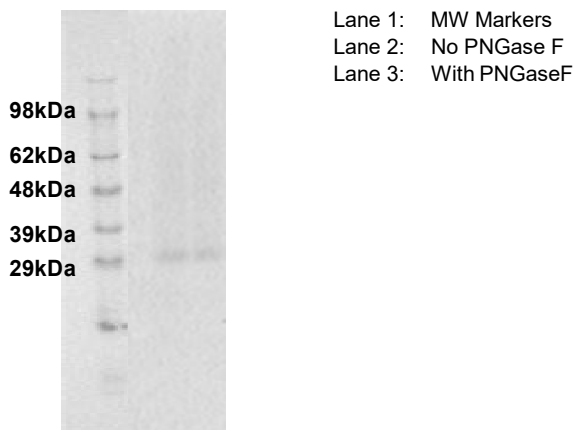


Figure 1. Cell lysates prepared from PathHunter β -Arrestin Orphan GPCR β -Arrestin Cell Lines were treated with PNGase F (Glyko: GKE -5003), run on a SDS-PAGE gel and analyzed. Untreated lane resolves a band of appropriate size corresponding to GPCR-PK fusion protein and the PNGase F treated lane resolves a deglycosylated band indicative of proper expression and folding of GPCR protein.

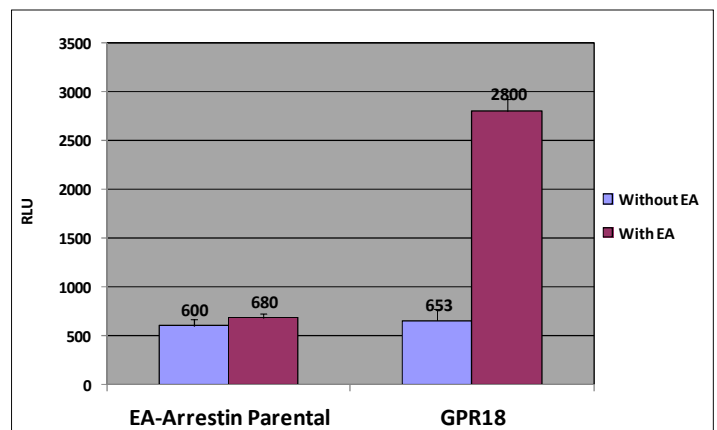


Figure 2. PathHunter eXpress cells were analyzed for basal activity as well as GPCR-ProLink[™] expression by comparing the ratio of signal between untreated cells and cells treated with saturating amounts of exogenous EA, using ProLink[™] Detection Kit (DrX: 92-0006). Signal from complementation of ProLink[™] and EA fragments correlates to the amount of GPCR-PK expression in the cell line.

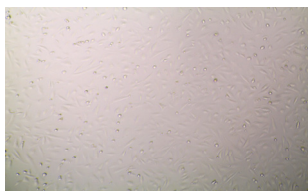


Figure 3. Viability of PathHunter eXpress cells were confirmed by bright field microscopy.

Ordering: +1.510.979.1415 option 4 or e-mail CustomerServiceDRX@eurofins.com
Technical support: +1.510.979.1415 option 5 or e-mail DRX_SupportUS@eurofinsUS.com
General product information: www.discoverx.com

Limited Use License Agreement

These products may be covered by issued US and/or foreign patents, patent application and subject to Limited Use Label License.

Please visit discoverx.com/license for a list of products that are governed by limited use label license terms and relevant patent and trademark information.